

Scaled data based on original data using
LM-79-08 Approved Method: Electrical and Photometric Measurements of Solid-
State Lighting Products

Test Report Prepared for
Cooper Lighting Solutions
(formerly Eaton)

Brand: STREETWORKS

Report Number: P316668

Luminaire Tested: **GAN-SA4A-722-U-5MQ**

Issue Date: 3/3/2020

Test Information

Test Method: LM-79-08
Report Number: P316668
TEST IS SCALED FROM IESNA LM-79-08 TEST DATA (G2-1903-205-6)
Test Lab: INNOVATION CENTER
Issue Date: 3/3/2020
Manufacturer: COOPER LIGHTING SOLUTIONS (FORMERLY EATON)
Product Line: STREETWORKS
Catalog Number: GAN-SA4A-722-U-5MQ
Description: GALLEON AREA AND ROADWAY LUMINAIRE
(4) 70 CRI, 2200K, 615mA LIGHTSQUARES WITH 16 LEDS EACH AND TYPE V MEDIUM OPTICS
Light Source: -
Ballast/Driver: ELECTRONIC DRIVER

Summary

Lumens per Lamp: N/A
Luminaire Lumens: 14516 lumens
Efficiency: N/A
Efficacy: 112.5 lumens/watt
Luminous Opening: Rectangular (W 1' x L: 1' x H: 0')
IES Classification: Type V - Short
BUG Rating: B4 - U0 - G2

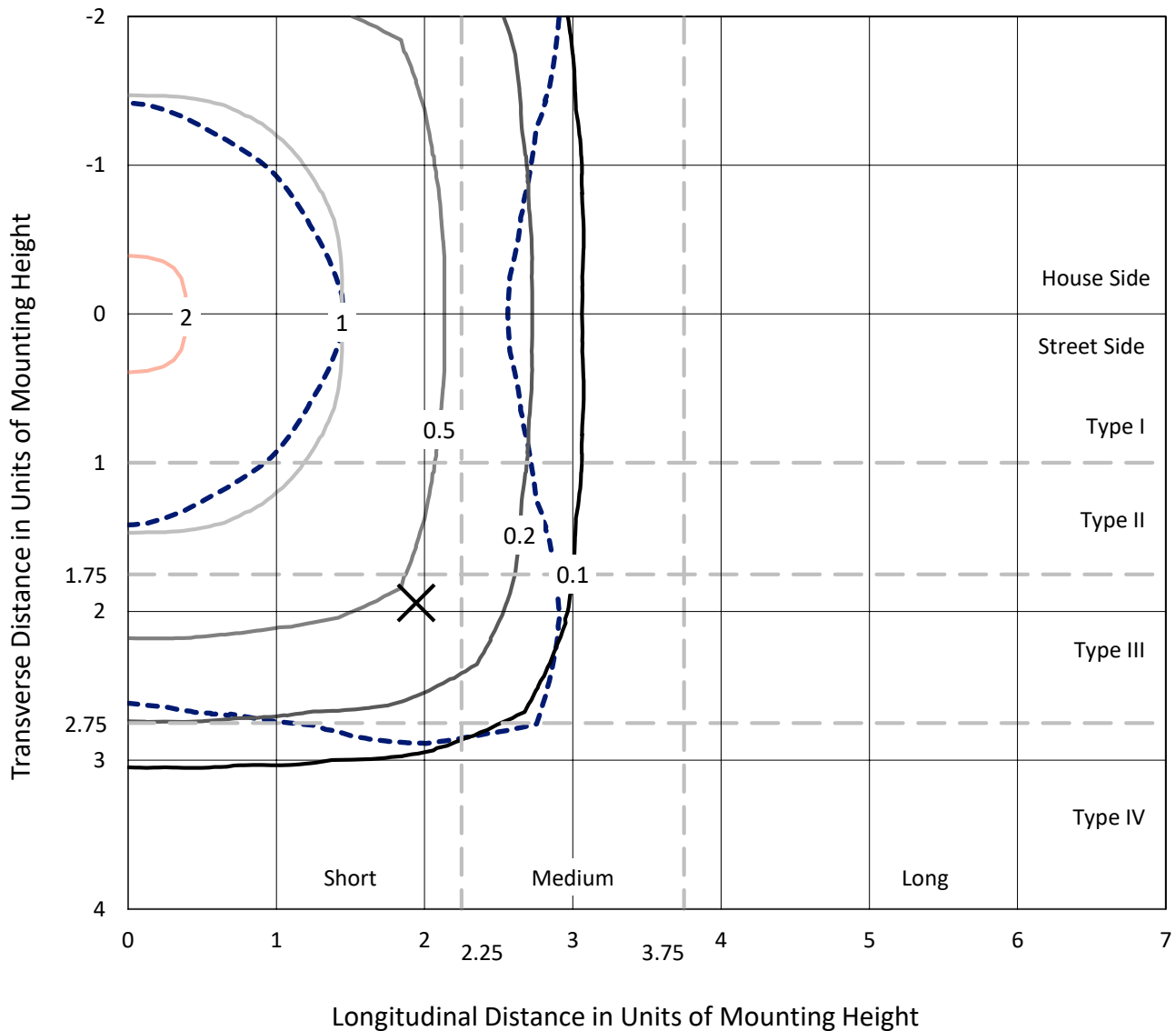
Input Watts (W): 129
Input Voltage (V): NR
Input Current (Ain): NR
Voltage Rise (V): NR
Power Factor: NR
Total Harmonic Distortion (THDi): NR
Frequency (hertz): 60
Stabilization Time: NR
Operation Time: NR
Ambient Temperature (°C): NR
Test Distance: 24 FT



REPORT NUMBER: P316668
CATALOG NUMBER: GAN-SA4A-722-U-5MQ

Iso-Footcandle Lines of Horizontal Illumination

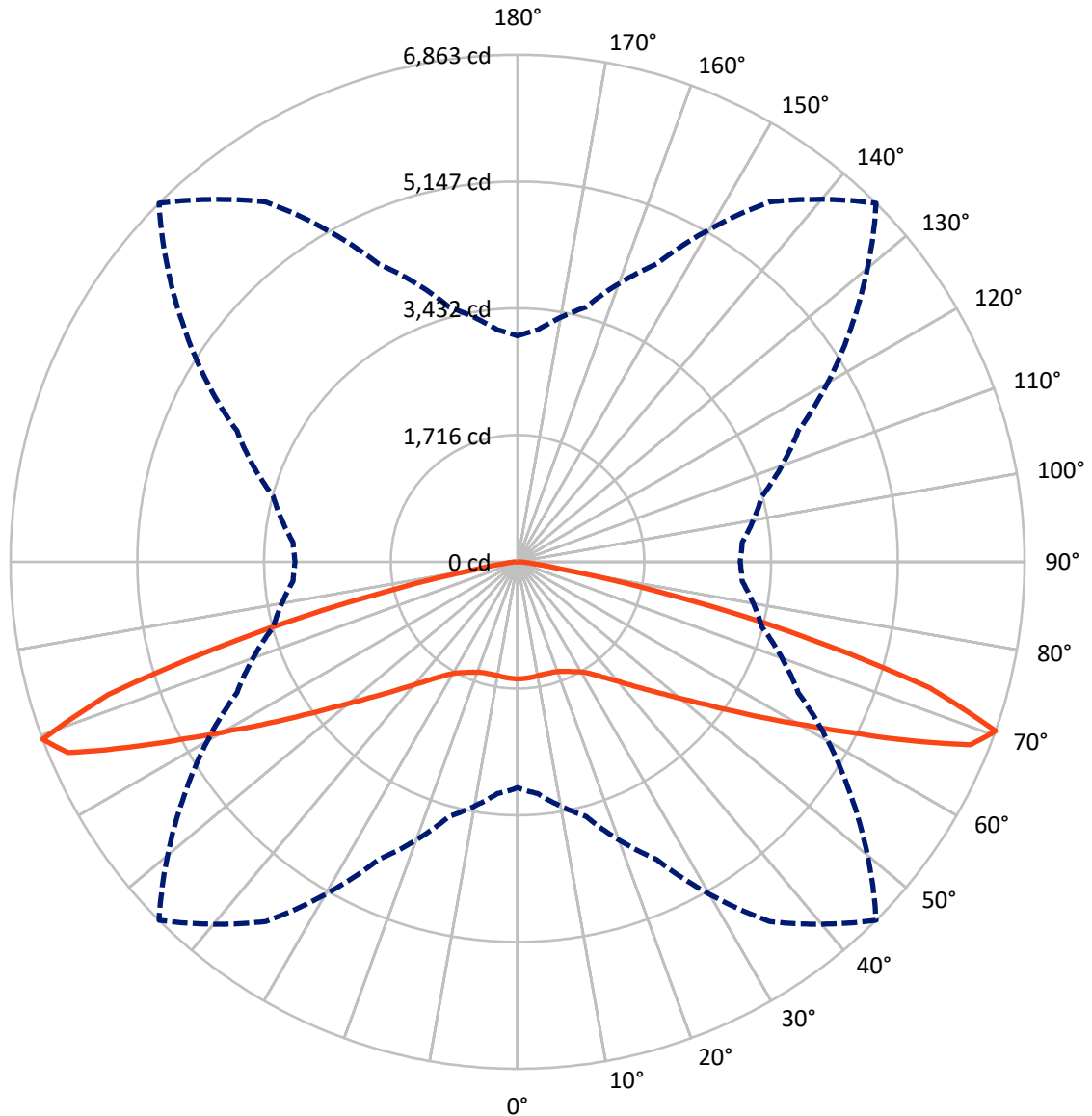
× Max cd
- - - 1/2 Max cd



Based on 25 foot mounting height. Maximum calculated value = 2.5 fc
Type V - Short - N/A

REPORT NUMBER: P316668
CATALOG NUMBER: GAN-SA4A-722-U-5MQ

Luminous Intensity Polar Plot



— Vertical Plane Through 45-Deg Lateral - - - Horizontal Cone Through 70-Deg Vertical

REPORT NUMBER: P316668
 CATALOG NUMBER: GAN-SA4A-722-U-5MQ

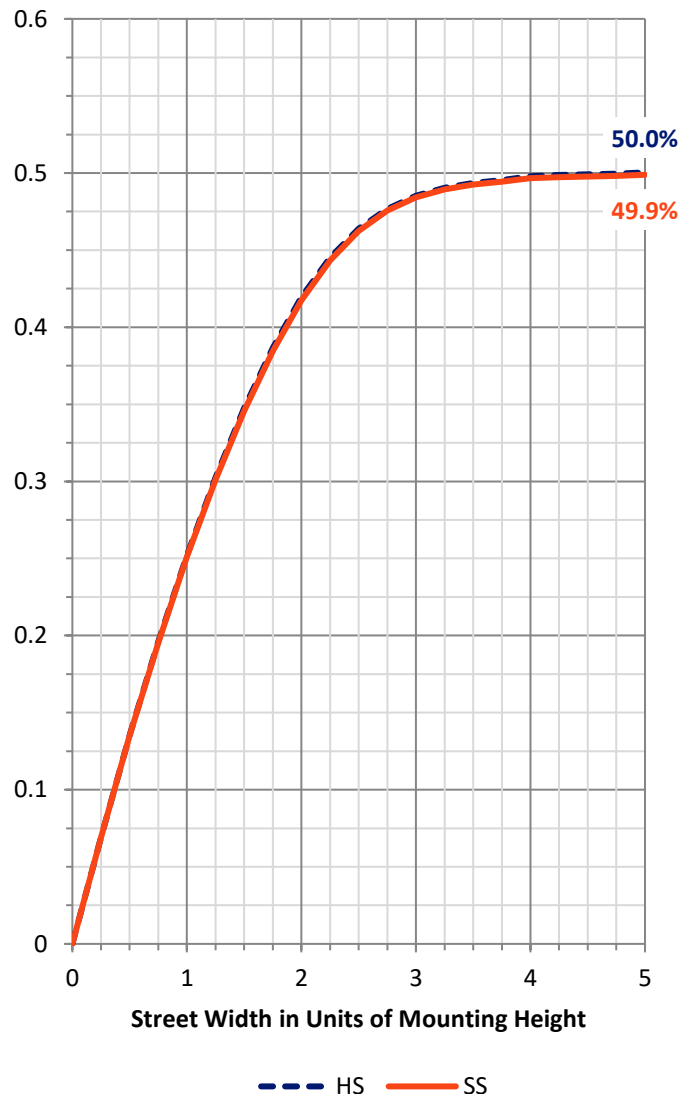
FLUX DISTRIBUTION:

		Downward	Upward	Total
House Side	Lumens	7258.0	0.0	7258.0
	% Fixture	50.0	0.0	50.0
Street Side	Lumens	7258.0	0.0	7258.0
	% Fixture	50.0	0.0	50.0
Total	Lumens	14516.0	0.0	14516.0
	% Fixture	100.0	0.0	100.0

ZONAL LUMENS:

Zone	Lumens	% Fixture
0°-10°	150.2	1.0
10°-20°	440.8	3.0
20°-30°	750.4	5.2
30°-40°	1190.1	8.2
40°-50°	1936.7	13.3
50°-60°	3193.3	22.0
60°-70°	4687.8	32.3
70°-80°	2072.9	14.3
80°-90°	93.9	0.6
90°-100°	0.0	0.0
100°-110°	0.0	0.0
110°-120°	0.0	0.0
120°-130°	0.0	0.0
130°-140°	0.0	0.0
140°-150°	0.0	0.0
150°-160°	0.0	0.0
160°-170°	0.0	0.0
170°-180°	0.0	0.0
0°-90°	14516.0	100.0
0°-180°	14516.0	100.0

Coefficient of Utilization

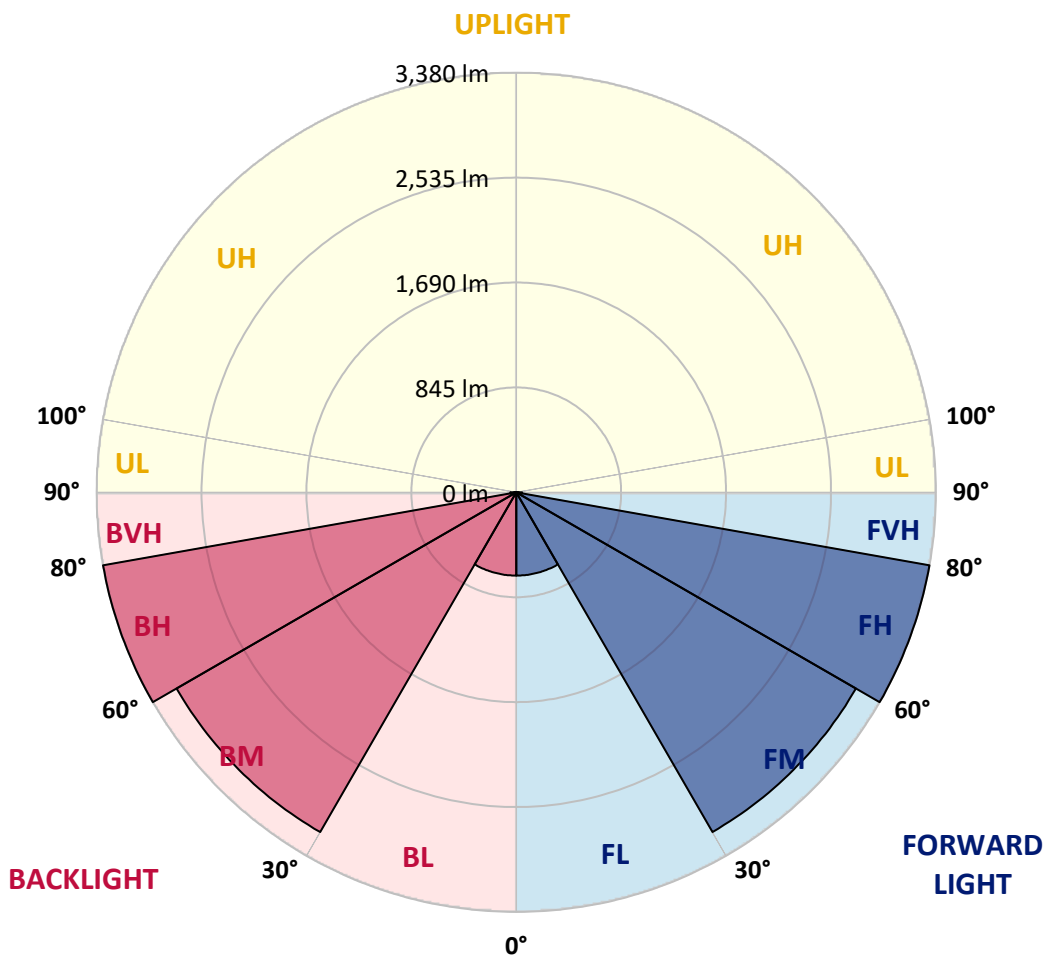


REPORT NUMBER: P316668
 CATALOG NUMBER: GAN-SA4A-722-U-5MQ

LUMINAIRE CLASSIFICATION SYSTEM LUMEN TABLE AND BUG RATING:

Zone	Lumens	% Fixture	Zone Rating/Lumen Limit		
			B	U	G
FL (0°-30°)	670.7	4.6			
FM (30°-60°)	3160.0	21.8			
FH (60°-80°)	3380.4	23.3			G2/5000
FVH (80°-90°)	46.9	0.3			G1/100
BL (0°-30°)	670.7	4.6	B2/1000		
BM (30°-60°)	3160.0	21.8	B3/5000		
BH (60°-80°)	3380.4	23.3	B4/5000		G2/5000
BVH (80°-90°)	46.9	0.3			G1/100
UL (90°-100°)	0.0	0.0		U0/0	
UH (100°-180°)	0.0	0.0		U0/0	

BUG Rating: B4-U0-G2
 Type V Short





REPORT NUMBER: P316668
 CATALOG NUMBER: GAN-SA4A-722-U-5MQ

CANDELA DISTRIBUTION (FULL):

	0°	5°	15°	25°	35°	45°	55°	65°	75°	85°	90°
0°	1585.4	1585.4	1585.4	1585.4	1585.4	1585.4	1585.4	1585.4	1585.4	1585.4	1585.4
2.5°	1583.0	1581.5	1584.9	1584.4	1581.5	1582.0	1582.0	1583.5	1583.5	1582.5	1582.5
5°	1577.2	1576.2	1580.1	1580.1	1577.2	1578.2	1579.1	1580.6	1580.1	1579.1	1578.6
7.5°	1570.0	1569.5	1573.4	1573.4	1571.4	1572.4	1571.4	1571.9	1571.0	1570.0	1568.6
10°	1558.0	1559.0	1562.3	1563.3	1563.3	1563.8	1562.8	1560.4	1559.0	1557.5	1556.1
12.5°	1546.9	1546.5	1551.3	1553.7	1557.5	1561.8	1559.0	1552.2	1549.3	1546.5	1545.5
15°	1539.7	1540.2	1545.0	1549.3	1556.1	1565.2	1561.8	1551.3	1545.5	1542.1	1541.2
17.5°	1538.3	1539.3	1545.5	1553.2	1560.4	1570.5	1568.6	1558.0	1548.4	1542.1	1540.7
20°	1541.7	1542.1	1551.7	1562.8	1575.3	1584.9	1580.6	1569.0	1556.1	1546.5	1544.1
22.5°	1547.9	1549.8	1561.8	1579.1	1598.3	1611.3	1606.0	1586.3	1566.2	1554.1	1550.8
25°	1567.6	1568.1	1584.4	1608.0	1631.0	1645.9	1639.7	1611.8	1585.9	1572.4	1568.1
27.5°	1608.4	1609.9	1626.2	1653.6	1673.3	1682.9	1679.1	1656.5	1634.4	1620.0	1621.4
30°	1667.5	1669.4	1687.7	1718.0	1730.0	1732.4	1731.4	1720.9	1700.7	1681.5	1682.9
32.5°	1739.6	1740.5	1765.0	1792.4	1802.0	1804.0	1802.0	1792.4	1768.4	1742.5	1743.9
35°	1832.3	1835.2	1858.7	1885.2	1892.8	1896.7	1893.3	1880.8	1855.8	1830.4	1829.4
37.5°	1946.6	1947.1	1971.6	1999.0	2008.6	2009.6	2005.7	1997.6	1966.3	1943.3	1941.8
40°	2079.2	2081.2	2110.0	2139.3	2143.1	2138.8	2144.1	2139.3	2107.1	2080.7	2085.0
42.5°	2240.7	2245.0	2279.6	2308.4	2297.3	2294.9	2298.3	2299.8	2273.8	2241.6	2238.7
45°	2428.5	2432.3	2475.6	2498.6	2491.4	2475.6	2482.3	2493.8	2457.8	2417.9	2421.8
47.5°	2642.8	2652.4	2698.5	2720.1	2702.3	2680.7	2693.7	2711.0	2668.7	2619.2	2616.8
50°	2881.1	2893.1	2954.6	2984.8	2967.0	2927.2	2948.8	2960.3	2899.3	2835.4	2830.1
52.5°	3135.2	3147.2	3224.6	3287.0	3275.5	3213.5	3243.8	3231.8	3161.6	3075.6	3068.9
55°	3423.0	3427.8	3511.4	3612.2	3623.8	3578.1	3576.2	3556.5	3452.8	3353.3	3348.5
57.5°	3718.9	3722.3	3830.4	3949.5	4003.8	4003.8	3950.0	3908.2	3770.3	3655.0	3643.0
60°	4038.4	4050.4	4170.0	4331.9	4458.7	4496.2	4401.1	4287.2	4137.3	3996.6	3982.6
62.5°	4322.8	4336.7	4519.8	4760.9	4964.6	5101.1	4868.5	4683.1	4410.2	4184.4	4158.0
65°	4358.8	4396.3	4662.9	5099.6	5555.5	5827.9	5382.1	4925.2	4428.0	4114.3	4087.4
67.5°	3980.7	4044.1	4404.5	5084.2	6026.3	6611.0	5710.2	4786.9	4109.0	3762.1	3732.4
70°	3058.8	3151.0	3566.6	4447.2	5945.1	6863.2	5504.6	4190.7	3425.8	3052.6	3010.8
72.5°	1678.1	1716.0	2089.8	3045.4	4766.2	5832.3	4591.3	3098.7	2271.9	1848.6	1778.5
75°	532.3	545.8	736.0	1246.2	2696.1	3863.0	2916.6	1521.0	837.4	617.3	610.1
77.5°	236.4	237.8	266.2	363.7	928.6	1957.2	1115.5	414.1	285.4	249.3	257.5
80°	149.4	149.4	164.8	180.2	252.7	568.3	301.7	197.0	168.1	156.1	159.5
82.5°	71.6	79.3	107.1	115.3	138.8	191.2	154.7	128.8	112.4	83.6	77.8
85°	47.1	39.4	67.7	76.4	80.7	91.8	89.8	85.0	73.5	41.8	46.6
87.5°	21.1	20.2	35.1	32.2	30.3	23.1	34.6	42.8	41.3	20.7	20.7
90°	0.0	0.0	0.0	0.0	0.0	0.0	0.0	0.0	0.0	0.0	0.0

(END OF REPORT)